

# Let's power your business

Pon Energy Rental

---

Offshore & Shore Power



**pon**  
ENERGY RENTAL

**CAT**



# About us

Pon Energy Rental is an internationally operating company that offers rental solutions in power and temperature control. We are part of Pon, a leading family-owned multinational headquartered in The Netherlands with over 15.500 employees.

We provide customized power supply and temperature control solutions for a wide range of industries with temporary energy needs. We are passionate about what we do and strive to offer the highest quality in our solutions and services.

For the offshore industry, we offer solutions that meet the highest standards of safety and reliability. Therefore, our equipment incorporates a variety of safeguards, such as fire, gas, smoke and high-temperature detection. These systems are approved for use in zone 1 and our equipment is approved for use in safe zone. Our engineers are certified for offshore work.

We supply the complete oil & gas chain from exploration to drilling the oil or gas well, to extraction and beyond. We provide offshore equipment for oil rigs, vessels, FSO (Floating Storage & Offloading) and FPSO (Floating Production, Storage and Offloading) vessels and for decommissioning of platforms.



## Power

- Back-up power
- Prime power
- Emergency power
- Load testing
- NORSOK Z015
- DNV2.7-1



**Remote**  
monitoring



**Transport**  
(delivery on site)



**Inhouse**  
engineering



**24/7**  
support

# References

---




## Power solution offshore windfarm

During a cable installation project for an offshore windfarm, our customer required additional power to support their remotely operated vehicle (ROV) and cable carroussel. We provided two generators running at 50Hz and two at 60Hz and all were connected to a temporary switchgear container.



## Load testing of gas turbines

Our customer Equinor requested us to execute a comprehensive load test before installing gas turbine generators on their offshore vessel. Our HV transformer and load bank package generated up to 50MVA load. This is the largest load test delivered in Norway ever.



## Temporary offshore power solution

Red-D-Arc Welderentals required an offshore power solution during the decommissioning of two gas platforms. We delivered a temporary power solution equipped with gas detection units, alarm systems, a fire extinguishing system and Roxtec blocks to ensure watertight cable entry.



# Offshore generators



Our diesel driven offshore generators are manufactured by Caterpillar and installed in a DNV 2.7-1 lifting frame or offshore certified container. The packages have been designed to provide flexibility for all types of end user operation and the equipment packages are classified for use in non-hazardous zone.

The key safety features outlined within the XQ power modules are: air shut off, spark arrestor, emergency stop, stainless steel braided fuel lines, anti-static drive belts and 'Yellow Alert' rig ESD. Our offshore equipment range also includes transformers, fuel tanks and NORSOK generators.



**XQ250**



**XQ500**



**XQ1250**



**XQ1700**

Model		XQ250 Offshore	XQ500 Offshore	XQ1250 Norsok	XQ1700 Norsok
Frequency	Hz	50   60	50   60	50   60	50   60
Prime power	V	400/230   480/277	400/230   480/277	400/230   480/277	400/230   480/277
Power Capacity <sup>1</sup>	kVA	250   250	500   500	1000   1137	1500   1700
	kW	200   200	400   400	800   910	1200   1360
Output <sup>2</sup>	A	360   305	722   605	1445   1369	2167   2047
Breaker 4P	A	400	800	1600	2500
Fuel tank	L	1200	1250	1190	1650
Fuel consumption <sup>3</sup>	L/hr	35.2/42.1   41.5/48.9	72.6/91.2   81.3/89.6	162/175   198/210	236/258   269/297
Running time	hr	34   29	17   15	7   6	7   6
Dimensions [LxWxH]	mm	4600x1800x2616	5650x2200x2966	6058x2438x2590	6058x2438x2896
Weight <sup>4</sup> without fuel	kg	6210	8875	18140	22500
Weight <sup>4</sup> with fuel	kg	7410	9683	19152	24000
Sound level <sup>5</sup>	dBA <sup>3</sup>	66.9   68.9	66.8   68.8	73.9   76.8	85
Remote Monitoring	-	Yes	Yes	Yes	Yes

**Details are given for guidance only. Exact equipment may vary according to geographical location and availability.**

1. Performance data quoted in accordance with ISO 8528-1
2. Amps 50Hz at 400V, 60Hz at 480V
3. Fuel consumption measured at 75% load. Fuel density is 850 G/L
4. Includes oil and coolant, excludes slings. (including offshore frame on XQ250 and XQ500)
5. Sound levels given at 75% prime power load 50 Hz at 7m, Sound data 60 Hz is estimated 2 dBA more than 50 Hz based on bare engine data



# Stage V generators



EU5 certified



Our canopied EU5 containers are sound insulated, with super-silent models for extra-sensitive environments. The EU5 line is equipped with built-in AdBlue tank in addition to a built in diesel tank and provides excellent performance .

Ancillaries ensure your power supply meets the highest safety standards, with HV and LV cables, powerlock connectors, fuel tanks and 32- to 3200-A distribution boxes.

We can support in capacities from 100 to 2000kVA, with different EU standards.



XQP115



XQP200



XQP310



XQP550

Model		XQP115	XQP200	XQP310	XQP550
Frequency	Hz	50   60	50   60	50   60	50   60
Voltage Range	V	400   480	400   480	400   480	400   480
Power Capacity <sup>1</sup>	kVA	115   120	200   225	310   310	550   588
	kW	92   96	160   180	248   248	440   470
Rating	-	Prime	Prime	Prime	Prime
Output <sup>2</sup>	A	166   144	289   271	447   373	645   707
Breaker 4P	A	200	400	630	1250
Fuel tank	L	518	822	667	1125
AdBlue tank	L	28	32	65.6	92
Fuel consumption <sup>2</sup>	L/hr	20.4   21	32.4   39.9	50   56.5	87.4   98.8
AdBlue consumption <sup>3</sup>	L/hr	0.82   0.84	1.3   1.6	2   2.3	3.5   3.95
Running time <sup>3</sup>	hr	25.4   24.7	25   20	13.3   11.8	12.8   11.4
Dimensions [LxWxH]	mm	2970x1150x2076	4085x1420x2350	4085x1514x2277	5420x2040x2434
Weight without fuel <sup>4</sup>	kg	2077	3651	4103	6740
Weight with fuel <sup>4</sup>	kg	2527	4487	4784	7885
Sound level <sup>5</sup>	dBA	64.9	64.6	65.4	70.4
Remote Monitoring	-	Yes	Yes	Yes	Yes

Details are given for guidance only.

1. Performance data quoted in accordance with ISO 8528-1
2. Amps 50Hz at pf 0,8
3. Fuel consumption measured at 75% load. Fuel density is 850 G/L
4. Includes oil and coolant
5. Sound levels given at 75% prime power load 50 Hz at 7m



# Fuel tanks



Our range of fuel tanks is UN1202 compliant and ADR approved. They allow environmentally safe supply of fuel to our equipment where an auxiliary source is required, or if the equipment's own internal tank does not allow sufficient running time.

The robust pressure tested containers are equipped with quick release couplings, fork lift pockets and a lockable, vandal-proof access hatch. They ensure safe and secure containment of bulk fuel supplies for generators, heaters and hot water systems.



1000



3000



7000



8000



20 000

Model		1000	3000	7000	8000	20000
Tank size	ltr	1000	3000	7000	8000	20000
Type	-	IBC	IBC	10 ft. ISO Container	10 ft. ISO Container	20 ft. ISO Container
ADR Approved	-	Yes	Yes	Yes	Yes	Yes
Fuel connection supply	-	3/8"	3/8", 3/4"	3/4"	3/4"	3/4"
Fuel connection return	-	3/4"	3/8", 3/4"	3/4"	3/4"	3/4"
Bund alarm	-	Electronic	Electronic	Visual	Visual	Electronic
Lifting points	-	Yes	Yes	Yes	Yes	Yes
Forklift pockets	-	Yes	Yes	Yes	Yes	No
Fuel fill connection	-	3"	3"	2"	2"	3"
Overfill connection	-	Yes	Yes	Yes	Yes	Yes
Fuel level indicator	-	Yes	Yes	Yes	Yes	Yes
Max. Fuel level	%	95	95	95	95	95
Lockable	-	Yes	Yes	Yes	Yes	Yes
Dimensions [LxWxH]	mm	1200x1200x1250	2400x1200x1600	2991x2438x2438	2991x2438x2438	6058x2348x2590
Weight empty	kg	450	950	4000	4400	6250

**Details are given for guidance only. Exact equipment may vary according to geographical location and availability.**

The majority of our fuel tanks are equipped with fuel level monitoring.

Fuel level indicators and fuel level monitoring give only an indication of the current content and may not be seen as accurate values.

\*AB 1000 has a built-in AdBlue pump and a water- and particle filter in addition to a filler hose and fuel gun.



# Offshore & AdBlue fuel tanks



For an efficient operation of our (offshore) generators we offer a range of ancillaries for rent, including environmentally-safe diesel fuel tanks. Our offshore fuel tank rental solutions are UN compliant and in conformity with IBC environmental regulations.



**Offshore 8000**

Model		Offshore 8000
Tank size	ltr	7690
Type	-	10 ft. ISO Container
ADR approved	-	Yes
Fuel connection supply	-	3/4"
Fuel connection return	-	3/4"
Bund alarm	-	Visual
Lifting points	-	Yes DNV 2.7-1, EN12079
Forklift pockets	-	Yes
Fuel fill connection	-	2"
Overfill protection	-	Yes
Fuel level indicator	-	Yes
Max. Fuel level	%	95
Lockable	-	Yes
Dimensions [LxWxH]	mm	2991x2438x2438
Weight empty	kg	4400



With a separate AdBlue tank, it's easy to access and keep fuel and AdBlue separate, ensuring fuel efficiency and compliance with emissions regulations. They are ADR-approved and can be easily moved by both forklift and crane when needed.



**AB1000**



**AB3000**

Model		AB 1000	AB 3000
Tank size / capacity fuel	ltr	1000	3000
Tank size / capacity AdBlue	ltr	200	360
Type	-	Road tow	Fuel box 3000
Fuel connections 3/8"	-	*	2
Fuel connections 3/4"	-	*	2
Fuel connections 1"	-	*	1
AdBlue connections 3/8"	-	*	2
Bund alarm	-	No	No
AdBlue heater connection	-	230V 1ph CEE	230V 1ph CEE
Dipstick	-	No	No
Forklift pockets	-	Yes	Yes
Fuel fill connection	-	*	3"
AdBlue fill connection	-	*	3"
Overfill connection	-	Yes	Yes
Lockable	-	Yes	Yes
Dimensions [LxWxH]	mm	3214x1730x1550	2550x1560x1290
Weight empty	kg	970	1022



# Battery



Our batteries can convert both frequency and voltage, and be used in an on-grid and off-grid solutions. They can be used standalone or in a hybrid configuration together with a generator, solar or wind application. They are ideal for microgrid applications.

They are also suitable for peak shaving, as they can charge at night when grid demand is low and use the stored electricity when power demand is high.

The units are equipped with DEIF ASC-4 battery controllers, a customized PLC and large HMI touchscreens for easy operation of the units.



**BQ-S 400**

Model		BQ-S 400
Standby connection	VAC/Hz/A	380-420, 50-60, 63-125, IT/TN
Charge connection - CEE	VAC/Hz/A	380-420, 50-60, 63-325, IT/TN
Charge connection - power lock	VAC/Hz/A	380-440, 50-60, 200, IT/TN
Charge/discharge connection - power lock	V/Hz	380-440, 50-60, IT/TN
		208-240, 50-60, IT/TN
Discharge connection - CEE	V/Hz/A	400, 50, 16, 32, 63, 125, TN
Extra battery connection	VDC/A	800-1100, 500
Nominal energy	kWh	442
Available energy	kWh	350
Nominal apparent power	kVA/(V)	200 (208-240), 315 (380-480, 660-690)
Max apparent power *	kVA/(V)	200 (208-240), 400
Overload	%/min	140 (<1min)/160 (<2sec)
Nominal round-trip efficiency (IEC 62933-2-1)IP degree	%	>82 IP56
Ambient conditions	°C	-20 to +40
Cooling/heating	-	Air cooled (air/air)
Fire extinguishing	-	Internal nozzles with connection from the outside
Detection	-	Fire
Housing type	-	Container
Dimensions [LxWxH]	mm	3163x2438x2896
Corrosion level	-	C5
Noise (low-high)	dB(A)	1m distance 63-78
Weight	kg	Up to 8900

\*<45min drift



# Load banks



A load bank will give you all the information you need about the performance of your unit or system under full or partial load. We have a range of smaller load bank rental solutions with robust modular chassis/canopy construction for single or three phase testing up to 1000 kW per unit, 10-foot containers for 3000 kW and 20-foot containers for 5000 kW. These units can test AC supplies at unity or variable power factor, along with battery discharge and UPS units.

Our larger units can perform resistive and reactive testing of generators and power supplies, handling up to 480 V and 6 MVA each.

We can perform 690 V and HV testing without a transformer, and the units can have unity or variable power factor.

Model		LB 200	LB 1000	LB 1500	LB 3000	LB 6000	LB 6000-690
Type	-	Resistive	Resistive	Resistive / Inductive	Resistive / Inductive	Resistive / Inductive	Resistive / Inductive
Power capacity <sup>1</sup>	kVA	-	1000	1042	2292	5000	6250 <sup>4</sup>
Power capacity <sup>2</sup>	kW	200	1000	833	1833	4000	5000 <sup>5</sup>
Aux supply	V	230, single phase, 16A	380-420	380-420	380-420	380-420	380-420
Power factor	-	1	1	0.1-1.0	0.1-1.0	0.1-1.0	0.1-1.0
External fan & control supply	-	-	5 pole 32 Amp CEE	5 pole 32 Amp CEE	5 pole 63 Amp CEE	5 pole 125 Amp CEE	5 pole 125 Amp CEE
Airflow	-	Horizontal	Horizontal	Vertical	Vertical	Vertical	Vertical
Enclosure	-	Mounted on wheels	Fork base	Fork base	ISO 10ft	ISO 20ft	ISO 20 ft
Connection points	-	PL*, 400A, single pole	M12	M12	M12	M12	12xM12
Dimensions [LxWxH]	mm	1137x870x903	2340x1540x2075	3050x1852x2460	2991x2438x2591	6058x2438x2591	6058x2438x2591
Weight	kg	300	1420	5150	9000	17000	16500
Forklift pockets	-	Yes	Yes	Yes	Yes	Yes	Yes
Max. Sound level <sup>3</sup>	dBA	69	73	79	85	88	88

**Details are given for guidance only. Exact equipment may vary according to geographical location and availability.**

1. Power capacity at 50Hz, 400V, 0.8pf
2. Power capacity at 50Hz, 400V, 1pf
3. Sound levels given at 3m 50Hz
4. @ 690V, 0.8pf
5. 690V, 1.0pf
6. @ 690V

\* Power Lock



LB200



LB1000



LB1500



LB3000



LB6000



LB6000  
690



# Load sharing

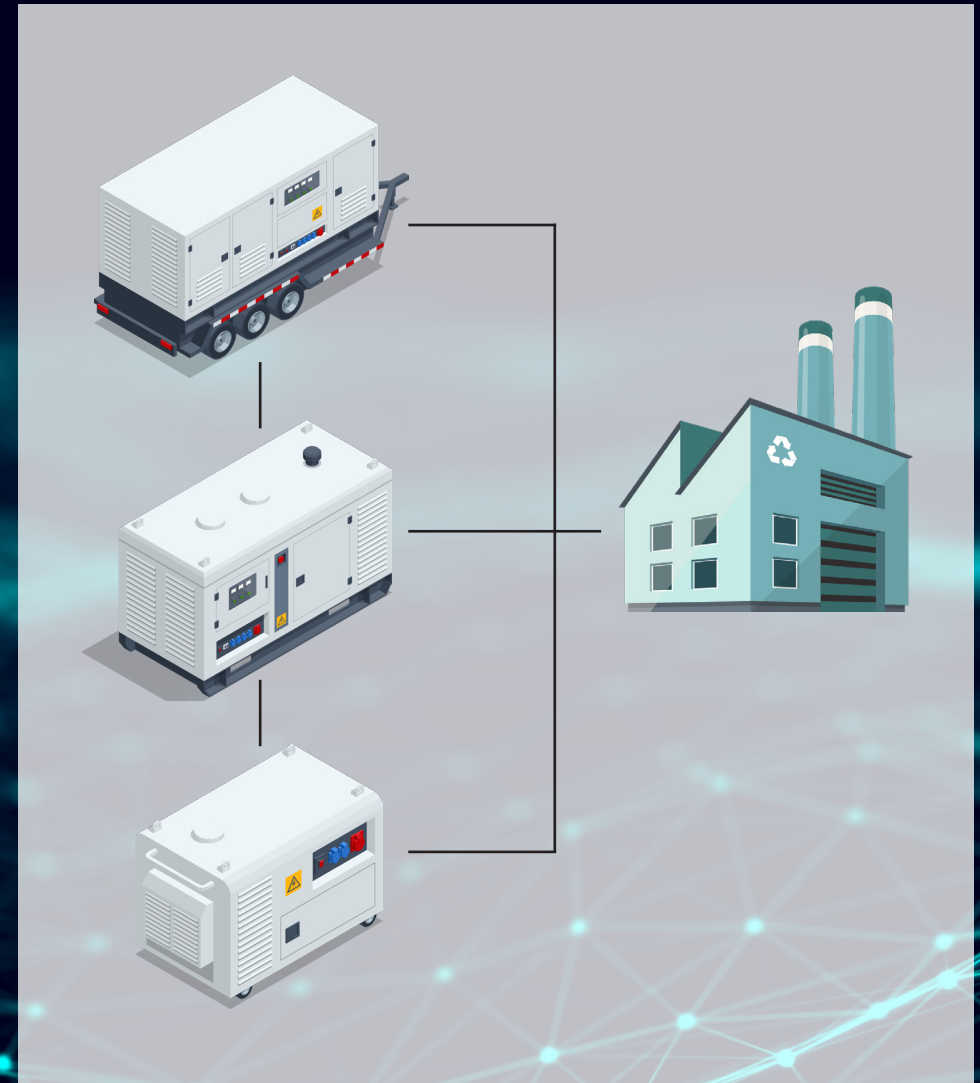
## What is load sharing?

In simple terms, load sharing is the process by which a plant operates multiple generators simultaneously. Technically, load sharing is the proportional distribution of active and reactive power between sets of generators. Parallel operation and load sharing are closely related. A system with generator sets cannot achieve parallel operation without load sharing of the generators.

Parallel operation is a way to increase electricity production by adapting the electrical characteristics of multiple generator sets. Many businesses rely on parallel generator sets to increase capacity and meet high energy production requirements.

When the load isn't shared between the generators in the network, you risk overloading a generator or creating an unstable energy flow. This instability can damage the generator sets or the power grid.

By synchronizing the generators, they deliver a greater total capacity while working together to limit engine performance inefficiencies and monitor daily power demand. This results in reduced fuel consumption and emissions.





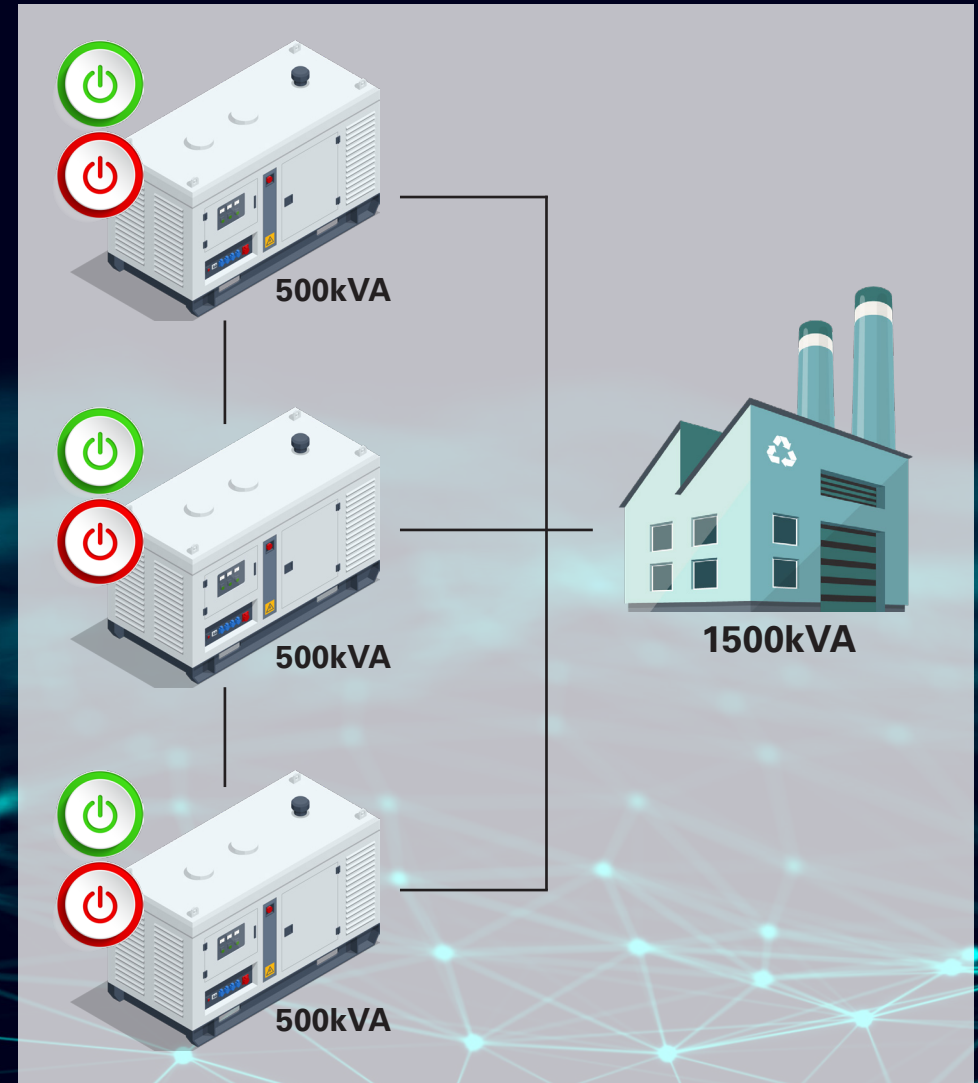
# Load on demand

## What is Load on demand?

Load on demand is a type of load sharing, where you choose to distribute the total power demand over several smaller units instead of one large generator. This way of distributing power is beneficial if you have a varying power demand, with some high peaks and periods of low demand.

When you distribute the total demand between several generators, these can be switched on and off as demand changes, so you don't need to run a 1500kVA generator if the demand is only 400kVA. With this solution, you cover both the power peaks but you don't need to have engines with too much capacity running when demand is lower. This results in a lower price and lower emissions.

Load on demand is the technical solution that starts and stops the generators and ensures that they communicate with each other.





# Contact

---



**Sales Engineer Offshore:** Wilco Lubberink  
Focus area: The Netherlands  
Mobile: +31 6 52 53 52 34  
E-mail: wilco.lubberink@ponenergyrental.com



**Sales Engineer Offshore:** Iwan Dauginet  
Focus area: Belgium  
Mobile: +32 4 96 12 18 89  
E-mail: iwan.dauginet@ponenergyrental.com



**Sales Engineer Offshore:** Stian Urdal  
Focus area: Norway  
Mobile: +47 90 75 39 73  
E-mail: stian.urdal@ponenergyrental.com



## Netherlands Bladel

---

+31 497 532500  
info.nl@ponenergyrental.com

Hallenstraat 16  
5531 AB Bladel  
Netherlands

## Belgium Wilrijk

---

+32 3 457 52 69  
info.be@ponenergyrental.com

Boekstraat 75A bus 2  
2610 Wilrijk  
Belgium

## Norway Drammen

---

+47 33 01 97 50  
info.no@ponenergyrental.com

Tømmersvingen 2  
3414 Lierstranda  
Norway

## Norway Egersund

---

+47 33 01 97 50  
info.no@ponenergyrental.com

Kaupanesveien 50  
4374 Egersund  
Norway

## Norway Trondheim

---

+47 33 01 97 50  
info.no@ponenergyrental.com

Torgardstrøa 17  
7093 Tiller  
Norway